

operating instructions

healthcare RC 12122

tantum RC 12123

date: 2017-12-04

version: 13

operating instructions

**ruwido remote control
for hospitals and care homes**



healthcare RC 12122

**ruwido remote control
for hotels and private homes**



tantum RC 12132

table of content

inserting and replacing the batteries	4
function descriptions	5
manual programming	6
automatic programming according to brand	7
code reader	8
button lock	8
code lock	9
multi code remote control	9
factory settings (reset)	10
note on environmental protection	10
terms of guarantee	10
code list	11

thank you for buying a ruwido remote control. your new remote control replaces the most important functions of your TV set. read the following instructions carefully and retain the instructions for reference at a later date.

further information and additional instructions can be obtained at www.ruwido-consumer.com.

your remote control can be programmed using the operating instructions and the associated code list via the following methods:

- manual programming
- automatic programming by brand

inserting and replacing the batteries

your remote control is powered by two 1.5 Volt batteries (AAA / LR03). insert the batteries in accordance with the markings on the battery compartment. please take extra care to ensure correct polarity. dispose of the old batteries in accordance with local regulations.

note:

your remote control has an internal memory to make sure the programming will be retained after changing the batteries. we recommend to always use new batteries. never combine old and new batteries because the performance of your remote control and the service life of the batteries will be negatively affected.

















































general information:

your remote control is fitted with a 10 second protection mechanism. when programming, you have to press a button within 10 seconds otherwise the remote control is set back to its regular operating mode.



note:

a short double flash of the signal LED confirms the input, a long flash indicates an incorrect input. in case a code number is entered incorrectly, press any key and wait for a long flash of the signal LED. you can then continue entering the correct programming codes according to the instructions.

function descriptions

	RC 12122 healthcare		RC 12132 tantum
	radio		AV, source, input
	on/off, standby		on/off, standby
	number key 1		number key 1
	number key 2		number key 2
	number key 3		number key 3
	number key 4		number key 4
	number key 5		number key 5
	number key 6		number key 6
	number key 7		number key 7
	number key 8		number key 8
	number key 9		number key 9
	number key 0		number key 0
	video text on		video text on
	electronic TV programme, guide		electronic TV programme, guide
	cursor up		cursor up
	cursor down		cursor down
	cursor left		cursor left
	cursor right		cursor right
	ok		ok
	volume up		volume up
	volume down		volume down
	channel up		channel up
	channel down		channel down
	mute		mute
	exit		exit

manual programming

1. switch on your TV set (either manually or using the original remote).
2. select the brand of your TV set in the code list. one or more four digit codes are shown for each brand.
3. press and hold  and  simultaneously until the signal LED (○) flashes twice.

note:

your remote control exits the programming mode automatically if no further input is made within 10 seconds or if any other key except number keys 0 to 9 is pressed.

4. use the number keys to enter the first code from the code list for the brand you have selected. the signal LED (○) flashes twice, to indicate that the code has been accepted.
5. test the functionality of your remote control according to the above shown table of functions.
6. if the TV set does not respond or only responds partially to the button commands, please repeat steps 3 to 5 using the next code from the code list.
7. if the TV-set responds properly to all functions, your remote control is correctly programmed and is ready for use. please file the used programming code for reference.



used programming code:

note:

on our website www.ruwido-consumer.com you can use the code search function at the support area where you are able to enter the brand name as well as the model number of your TV-set and/or your original remote directly. this will help you to find the matching programming code faster and makes testing several codes redundant. in case that none of the listed codes on the code list leads to success and neither the brand name and model number of your TV-set or original TV-remote can be found at the online support portal of our website, we recommend to follow the instructions for 'automatic programming according to brand' as described below.

automatic programming according to brand

as an alternative, or if the correct code for your TV set cannot be found by 'manual programming', you can use the automatic search function by brand for programming your remote:

1. switch on your TV-set (either manually or using the original remote).
2. press and hold  and  simultaneously until the signal LED (○) flashes twice.

note:

your remote control exits the programming mode automatically if no further input is made within 10 seconds or if any other key except number keys 0 to 9 is pressed.



3. enter the following four digit-code according to the brand of your TV set:

0020	Grundig
0021	Hitachi
0022	JVC
0023	LG
0024	Panasonic
0025	Philips
0026	Samsung
0027	Sanyo
0028	Sharp
0029	Sony
0030	Toshiba
0049	all other brands (complete code search)

the signal LED (○) flashes twice, to indicate that the code has been accepted.

note:

if the brand of your TV-set is not listed in the list above, please use code **0 0 4 9** for starting the complete code search.

4. hold  pressed until the TV-set switches off. please be patient as this process can take several minutes.
5. as soon as the TV set has switched off, press  to save the code.
6. test the functionality of your remote control according to the table of functions above.
7. if the TV-set responds properly to all functions, your remote control is programmed correctly and ready for use.

note:

during the search process, your remote control might find a code which your TV-device responds to and switches off automatically although all functions may not work correctly. in this case the search process should be re-started (steps 1 to 5) until the best matching code has been found. re-starting the search process starts at the last saved programming.

note:

reaching the end of the database is indicated by 5 flashes of the signal LED (○).

code reader

the code reader can be used to display the programming code that was found in the search process so that it can be filed for later use.

1. press and hold  and  simultaneously until the signal LED (○) flashes twice.

note:

your remote control exits the programming mode automatically if no further input is made within 10 seconds or if any other key except number keys 0 to 9 is pressed.

2. use the number keys and enter the code **1 0 0 2**. the signal LED (○) flashes twice again.
3. press **1** and count the number of times the signal LED flashes; this is the first digit of the code.
4. press **2** and count the number of times the signal LED flashes; this is the second digit of the code.
5. press **3** and count the number of times the signal LED flashes; this is the third digit of the code.
6. press **4** and count the number of times the signal LED flashes; this is the fourth digit of the code.

note:

the signal LED (○) does not flash if the number is 0.

the steps 3 to 6 can be carried out in any order and as many times as required.

button lock

all functions except the number keys and  can be inactivated and also activated again.

1. press and hold  and  simultaneously until the signal LED (○) flashes twice.

note:

your remote control exits the programming mode automatically if no further input will be made within 10 seconds or if any other key except number keys 0 to 9 will be pressed.

2. use the number keys and enter the code **1 0 0 6**. the signal LED (○) flashes twice again.
3. press all the buttons which functions you wish to become inactive one after another. the signal LED (○) flashes once for indicating that the selected button has been inactivated and twice for indicating that the selected button has been activated.
4. press the number key **0** to leave the programming mode and to save the individual selected key configuration.

note:

if you want to withdraw the button lock configuration, just reset your remote control completely according to the function 'factory settings (reset)'.

code lock

in order to prevent an accidentally reprogramming of your remote control, the programmed code can be blocked.

1. press and hold  and  simultaneously until the signal LED (○) flashes twice.

note:

your remote control exits the programming mode automatically if no further input is made within 10 seconds or if any other key except the keys 0 to 9 is pressed.

2. use the number keys and enter the code **1 0 0 7**. the signal LED (○) flashes twice again.
3. your remote control is now blocked against any reprogramming.

note:

the code lock is active if the signal LED (○) flashes long once (2 seconds) and not twice briefly as usual when trying to programme it.

4. in case you want to deactivate the code lock repeat steps 1 to 3.

multi code remote control

for some LG, Philips, Vestel/Telefunken or Samsung hospitality series TV models up to 9 different TV sets of the same model can be operated in a room without interferences. please consult the TV manual for further information how to setup this feature in the TV menu. if the TV supports this function the remote control needs to be programmed with following codes.

1. press and hold  and  simultaneously until the signal LED (○) flashes twice.

note:

your remote control exits the programming mode automatically if no further input is made within 10 seconds or if any other key except number keys 0 to 9 is pressed.

2. use the number keys and enter one of the following code numbers.

2 9 7 X	LG (X ... 0 no paring, X ... 1 to 9 for pairing 1 to 9)
2 9 5 0 – 2 9 5 3	Philips RC6 with exit (blue ... no paring, red, green, yellow)
2 9 5 4 – 2 9 6 3	Philips RC6 with exit (TV0 – TV9 pairing)
2 9 2 0 – 2 9 2 3	Philips RC6 with back (blue ... no paring, red, green, yellow)
2 9 2 4 – 2 9 3 3	Philips RC6 with back (TV0 – TV9 pairing)
2 9 4 0 – 2 9 4 3	Philips RC5 (MENU+1 ... no pairing, MENU+2, MENU+3, MENU+4)
2 9 9 X	Samsung (X ... 0 no paring, X ... 1 to 9 for pairing 1 to 9)
1 5 0 3, 1 1 5 0, 1 1 5 8, 1 1 6 1	Vestel/Telefunken (TV1 ... no pairing, TV2-TV4)

example: **2 9 7 7** for LG pairing ID 7

the signal LED (○) flashes twice, to indicate that the code has been accepted.

factory settings (reset)

1. press and hold  and  simultaneously until the signal LED (○) flashes twice.

note:

your remote control exits the programming mode automatically if no further input is made within 10 seconds or if any other key except number keys 0 to 9 is pressed.

2. use the number keys and enter the code number **9 9 9 9**. the signal LED (○) flashes twice again in order to confirm that the remote control has been reset.

note:

when using the 'reset' function your remote control loses all its programming and is reset to its original factory setting.

note on environmental protection

after the implementation of the European Directive 2012/19/EU and 2006/66/EU in the national legal system, the following applies: electric and electronic devices as well as batteries must not be disposed of with household waste. consumers are obliged by law to return electrical and electronic devices as well as batteries at the end of their service lives to the public collecting points set up for this purpose or point of sale. details to this are defined by the national law of the respective country. this symbol on the product, the instruction manual or the package indicates that a product is subject to these regulations. by recycling, reusing the materials or other forms of utilising old devices/batteries, you are making an important contribution to protecting our environment.

terms of guarantee

your remote control is under guarantee for a period of two years from the date of purchase. please consult the dealer in the event of any warranty claim.

code list

A

Acer	1523	1524				
ad notam	1709	1522				
Adler	1444	1931	1454	1247		
AEG	1481	1200	1418	1342	1123	
AG	1560					
Agath	1256					
AgfaPhoto	1392	1303				
Airis	1300	1245	1532	1429	1230	
Aiwa	1550					
Akai	1502	1431	1367	1619	1485	1200
	1123	1221	1463	1301	1202	1198
Akira	1245	1547	1692	1549	1481	1478
	1477	1405				
Akura	1502	1200	1231			
Alba	1431	1248	1272			
Alpha	1507					
Alphatronics	1215					
Altek	1479					
Altus	1200	1123	1180	1121		
Amoi	1499					
Ansonic	1503					
AOC	1119	1461	1854			
Apro	1428					
Aquavision	1391					
Arcelik	1536	1123	1121	1200	1179	1535
Arctic	1200	1123				
Arena	1502	1200	1123			
Aristona	1107					
Astra	1200	1123				
Atec	1604					
Audiosonic	1200	1123	1121			
Autovox	1502					
Aver Media	1484					
Avera	1740					
AviSMART	1153					
AVtex	1333					
Axxion	1403					

B

Bang & Olufsen	1683	1681	1685	1684	1682	1680
Basic Line	1502	1113				
Bauer	1602					
Beko	1200	1123	1121	1180	1535	1179
	1536	1202	1303	1204	1132	
Belson	1477	1686	1222	1711	1688	1588
	1551	1518	1512	1502	1430	1419
	1413	1343	1310	1301	1224	1125
	1110	1102				
BenQ	1119					
Blaupunkt	1431	1432	1555	1535		
Blue Sky	1123	1200	1502	1544	1419	1125
	1113					
Blusens	1740	1750	1286	1282	1264	1267
	1262	1265	1394	1285	1398	1396
	1154	1407	1214	1213	1419	1397

A

Acer	1523	1524				
ad notam	1709	1522				
Adler	1444	1931	1454	1247		

AEG	1481	1200	1418	1342	1123	
AG	1560					
Agath	1256					
AgfaPhoto	1392	1303				
Airis	1300	1245	1532	1429	1230	
Aiwa	1550					
Akai	1502	1431	1367	1619	1485	1200
	1123	1221	1463	1301	1202	1198
Akira	1245	1547	1692	1549	1481	1478
	1477	1405				
Akura	1502	1200	1231			
Alba	1431	1248	1272			
Alpha	1507					
Alphatronics	1215					
Altek	1479					
Altus	1200	1123	1180	1121		
Amoi	1499					
Ansonic	1503					
AOC	1119	1461	1854			
Apro	1428					
Aquavision	1391					
Arcelik	1536	1123	1121	1200	1179	1535
Arctic	1200	1123				
Arena	1502	1200	1123			
Aristona	1107					
Astra	1200	1123				
Atec	1604					
Audiosonic	1200	1123	1121			
Autovox	1502					
Aver Media	1484					
Avera	1740					
AviSMART	1153					
AVtex	1333					
Axxion	1403					
B						
Bang & Olufsen	1683	1681	1685	1684	1682	1680
Basic Line	1502	1113				
Bauer	1602					
Beko	1200	1123	1121	1180	1535	1179
	1536	1202	1303	1204	1132	
Belson	1477	1686	1222	1711	1688	1588
	1551	1518	1512	1502	1430	1419
	1413	1343	1310	1301	1224	1125
	1110	1102				
BenQ	1119					
Blaupunkt	1431	1432	1555	1535		
Blue Sky	1123	1200	1502	1544	1419	1125
	1113					
Blusens	1740	1750	1286	1282	1264	1267
	1262	1265	1394	1285	1398	1396
	1154	1407	1214	1213	1419	1397
	1395	1344	1270	1268		
Brandt	1180	1854	1423	1200	1639	1502
	1108					
Brigmtom	1393	1301	1227			
Brionvega	1173					
Brother	1197					
Bush	1431	1123	1200	1121	1272	1461
	1503	1418	1132			

C

Campomatic	1361					
Caratec	1303					
Casio	1261					
Celcus	1503					
cello	1406					
Changhong 长虹	1374	1362	1372	1443	1420	
Charisma	1699					
Charpy	1299					
Clatronic	1200	1123	1172	1227		
CMX/Commax	1931	1212	1482	1342	1518	1426
	1425	1424	1600	1303		
Coby	1294					
Combi	1492					
Conia	1200					
Continental	1200	1123				
Continental Edison	1502	1481	1482	1441		
Crosswood	1200	1180	1123			
Crown	1200	1123	1600	1459	1419	1299
	1204	1179	1121			
Curtis	1676	1678	1442	1325	1448	1323
	1322	1627	1440	1436	1250	
Cyberpix	1502					

D

Daewoo	1563	1564	1562	1401	1710	1645
	1565	1210	1200	1392	1109	1566
	1535	1517	1428	1358		
Dalco	1548	1547				
Dangaard	1491	1479	1400	1399	1392	1301
	1271	1262				
Dantax	1200	1423	1123	1121		
DCE	1123	1200				
Denon	1665					
Denver	1463	1271	1399	1262	1392	1435
	1393	1432	1287	1268	1828	1619
	1230	1187	1419	1403	1445	1436
	1408	1367	1309	1274	1246	1227
DGM	1619	1303				
Diboss	1175	1172				
Digiality	1529					
Digihome	1582	1502	1503	1423		
Digiloc	1362	1206				
Digital	1200	1121				
Digitech	1113					
DIKOM	1342					
DLD	1304					
DMTech	1502	1167	1113	1494	1423	1196
DQT	1706	1412				
Dual	1200	1121	1502	1303	1123	
Durabrand	1200	1121	1123	1113		
Dynatron	1176					
Dynex	1932	1537	1541	1612	1501	1329
	1613	1540	1539			
Dyon	1350	1481	1436	1351		

E

E-motion	1431	1432	1433	1419		
easy touch	1427					
ECG	1482	1367				
Ecron	1200	1392				

Elbe	1502	1503	1423	1200	1535	1419
	1121	1217	1182	1172	1123	1113
Electric CO	1377					
Electric Mirror	1514					
Electrohome	1502					
Elekta	1121					
Elemis	1502					
Elfunk	1423					
Elta	1200	1123				
Emerson	1534	1200	1130	1176	1123	
Energy Sistem	1483					
enox	1301					
Essentiel b	1516	1553	1459	1367	1502	1470
	1301	1142	1423			
Eternity	1431	1432				
Euroline	1200	1491	1123			
Europa	1200	1123				
Everton	1431					
EVOTEL	1247					
F						
Fenner	1200	1123	1121			
Ferguson	1431					
Finlux	1502	1503	1200	1423	1123	
First Line	1123	1200	1121	1502		
Fluid	1496	1635	1519			
FOX	1303					
Fujitsu	1595	1660	1594			
Fujitsu Siemens	1334	1554	1660			
Funai	1533	1502	1113	1200	1708	1660
	1534	1123	1392	1176	1121	
G						
General	1535	1547				
GoGEN	1502					
GoldStar	1390	1201	1172	1556	1263	1260
Goodmans	1200	1636	1502	1340	1123	1114
	1111	1620	1490	1432	1431	1417
	1239	1207	1174	1121		
Graetz	1502	1423	1121	1200	1125	1123
Gran Prix	1465	1469	1467	1468	1466	1367
Grandin	1200	1502	1390	1503	1423	1535
	1374	1123	1121			
Grundig	1535	1100	1191	1536	1555	1188
	1200	1179	1101	1189	1553	1340
	1241	1740	1502	1110	1104	1551
	1258	1195	1166	1121	1105	
Grunkel	1444	1407	1401	1339	1502	1420
	1393					
H						
Haier 海尔	1744	1481	1192	1778	1603	1462
	1636	1602	1461	1436		
Hannspree	1354	1697	1353	1510	1119	
Hanseatic	1123	1563	1461	1204	1200	
Hantarex	1385					
HB	1200	1535	1113	1180	1179	1478
	1477	1132				
Hisawa	1200					
Hisense 海信	1190	1291	1473	1474	1292	1464
	1471	1142	1614	1472	1482	1470
	1293	1146				

Hitachi	1502	1387	1460	1423	1503	1386
	1388	1303	1194	1461	1834	
Höher	1502					
Horizont	1200	1123				
Humax	1456	1457	1455			
Hypson	1200	1502	1123	1125		
Hyundai	1200	1502	1123	1121	1423	1707
	1686	1599	1547	1503	1479	1449
	1380	1251	1128			

I

i-Joy	1610	1425	1247	1246		
Iekei	1686					
Ikea	1697					
Imperial	1255	1365	1177	1366		
Ingelen	1123	1200				
Inno Hit	1502	1125				
Inovtech	1262					
Insignia	1932	1689				
InterACTV	1163					
Intertronic	1106					
Ipure	1303	1521	1367	1216		
Irradio	1200	1121				
ISIS	1503					
Iskra	1200	1123				
ISP	1107					
ITT	1503	1502	1200	1639	1123	1555
	1535					

J

JMB	1431	1432				
John Lewis	1740	1330	1288			
JVC	1578	1579	1583	1580	1668	1587
	1205	1586	1585	1584	1503	1647
	1607	1502	1482			

K

Karcher	1121					
Kendo	1502	1113	1423	1503	1639	1200
Kenmark	1114	1112				
Kenstar	1302	1336				
Kenwood	1740					
Kishu	1478					
Kogan	1482	1436				
Konka 康佳	1691	1545				
Kopernikus	1361	1141				
Kortek	1513					
Kotron	1206					
Kriminal Forsorgen	1199					
KTC	1518					

L

LCD	1242					
Lenco	1502	1503	1710	1557	1516	1436
	1435	1403	1270	1200		
Lenuss	1625	1634				
Level	1486					
LG	1740	1261	1281	1288	1283	1260
	1290	1390	1178	1258	1172	1263
	1280	1266	1201	1279	1552	1302
	1289	1200	1151			
Lifetec	1200	1123				

Linsar	1502	1503				
Listo	1502	1423				
Loewe	1421	1108	1203	1116	1133	
Logik	1414	1312	1340	1495	1428	1272
Logix	1432					
Lumatron	1113	1478	1477			
Luxor	1502	1423	1503	1125		

M

Maginon	1234					
Magnavox	1107					
Magnum	1200	1123	1121			
Man City	1431					
Manhattan	1502					
Mark	1200	1123				
Mascom	1115	1535	1367	1197	1182	
Master	1346	1485				
Matsui	1527	1660	1340	1113		
Media Station	1777					
Medialine	1711					
Medion	1503	1332	1229	1502	1193	1423
	1113	1200	1301	1405	1340	1331
	1145	1123	1184	1180	1121	1102
MEGASAT	1451					
Melectronic	1123	1200				
Memorex	1181					
Metz	1643	1704	1705	1714	1715	1703
Microspot	1370					
Miia	1931					
Minerva	1640	1493	1103			
Minsonic	1557					
Mirage	1200					
Mirai	1660	1238	1663	1511		
Mitsai	1433					
Mitsubishi	1571					
Mivar	1487					
MT Logic	1308	1475	1233	1130	1535	1503
	1419	1179				
Murphy	1503					
Mustek	1300					
Mx Onda	1199	1596	1313	1230	1172	

N

Nabo	1503					
National	1547					
NEC	1654	1357	1568			
Neckermann	1200					
NEO	1200	1561	1557	1553	1549	1547
	1546	1503	1123	1121		
NEOM Digital	1423					
NEON	1406					
Nevir	1502	1342	1444	1320		
Nikkai	1200	1123	1121			
Nikkei	1200	1478	1502	1479	1336	1123
Nordmende	1335	1200	1502	1337	1378	1152
	1343	1338	1302	1123	1121	
Notts Forest	1431					
Novox	1311	1243				
NPG	1374					

O

ODYS	1303	1218	1712	1710	1309	1307
	1220	1219	1713	1711	1542	1500
	1488	1342	1308	1306	1273	
ok.	1503	1414	1431	1502	1303	1374
	1697					
OKI	1502	1423	1535	1374	1245	1121
	1458	1436	1405	1179		
ONN	1428					
Opera	1478	1139				
Orian	1548					
Orion	1606	1498	1200	1609	1106	1352
	1608	1340	1605	1572	1502	1665
	1637	1597	1125	1121		
Otake	1352					
Oxygen	1440					

P

Pacific	1200					
Palladium	1200	1113	1108	1123		
Panasonic	1223	1593	1592	1168	1590	1591
	1503	1589				
Panavision	1200	1123				
Peacock	1604					
PEAQ	1503	1697				
Philips	1107	1656	1651	1570	1434	1655
	1108	1652	1569	1648	1418	1504
	1650	1159	1156	1148	1134	1122
	1502	1120	1450	1164	1147	1135
	1126	1659	1658	1657	1653	1127
	1649	1138	1462	1562	1186	1143
	1114	1538				
Phocus	1200	1121	1180	1123		
Phonola	1200					
Phonotrend	1515					
Pioneer	1699	1698	1702	1701	1700	
PKS	1459					
Platinum	1489					
Playsonic	1200	1123	1179	1121		
Polaris	1177					
Polaroid	1502	1503	1301			
Powerpoint	1200	1477				
Princess	1200	1121				
Profectis	1502					
Profilo	1171	1362	1197			
ProLine	1502	1107	1423	1200	1125	1112
	1428	1411	1207	1199	1123	
ProScan	1676	1347	1322	1635	1678	1323
	1627	1442	1679	1526	1448	1325
	1677	1348	1496	1249	1247	
Prosonic	1123	1535	1435	1431	1392	1502
	1399	1262	1200	1828	1401	1287
	1268	1121	1423	1436	1479	1271
	1113					
Protek	1419					
Provision	1200					
PYE	1122					

Q

Quadro	1508	1106	1598	1108		
Quelle	1459	1113				
Quigg Electronics	1345					

R

Radiola	1650	1122	1107			
RadioMarelli	1106					
RCA	1676	1322	1347	1635	1627	1442
	1678	1679	1526	1323	1448	1325
	1677	1496	1348	1440	1324	1249
	1361					
Reflexion	1403	1432	1303			
Regal	1200					
RFT	1458	1131				
Roadstar	1200	1123	1121			

S

SABA	1502	1200	1423	1854	1639	1180
Sagem	1416	1185	1924			
Saivod	1393	1262				
Salora	1503	1367	1502	1303	1375	1452
	1535	1326	1216	1402	1442	1308
	1321	1270	1196	1182	1582	1553
	1459	1376	1236	1115	1551	1448
	1423	1419	1237			
Samsung	1319	1618	1567	1622	1646	1617
	1298	1626	1629	1627	1628	1631
	1623	1633	1632	1644	1630	1624
	1420					
Sandstrøm	1414	1470	1367			
Sansui	1212					
Sanyo	1502	1355	1200	1356	1423	1359
Scansonic	1693	1687				
Schaub Lorenz	1502	1123	1200	1535	1478	1362
	1121	1503	1479	1252	1179	1477
	1113	1446	1367	1305	1180	1132
Schneider	1200	1139	1172	1502	1425	1444
	1342	1123	1107	1650	1516	1423
	1175					
Scientific Labs	1108					
Scott	1502	1516	1341	1262		
SEG	1502	1113	1125	1535	1406	1374
	1423	1392	1487	1458	1419	1303
	1211	1200	1162	1123		
Seiki	1496					
Sèleco	1163					
Sencor	1303	1367	1691	1535	1518	1478
	1375	1482				
Sharp	1573	1431	1577	1574	1502	1453
	1503	1292	1462	1461	1575	1576
	1614	1606				
Shivaki	1121					
Siemens	1660	1165				
Silva Schneider	1367	1503	1502	1171	1175	1436
	1375	1244	1197	1468	1394	1172
	1303	1582	1553	1535	1469	1465
	1419	1393	1363	1362	1115	1551
	1467	1466	1459	1423	1402	1305
	1252	1245	1210	1209		
SilverCrest	1502	1113	1423	1331	1125	
Sinudyne	1200	1459	1180	1121		
SKY	1340	1602	1208			

Sky Media	1431	1422	1432	1433	1410	1393
	1340	1312	1225	1130	1604	1602
	1510	1509	1419	1370	1369	1334
	1303	1302	1240	1226	1208	1118
Smart Tech	1444					
SMARTVISION	1362	1177				
Sogo	1200	1123				
Sole	1558					
Sony	1581	1661	1665	1667	1670	1669
	1673	1664	1671	1672	1662	1674
	1666					
SOS Remotes	1170	1169				
Soundcolor	1123	1200	1180	1113		
Splash Vision	1124					
Standard	1358					
Star	1121	1547	1508	1172		
Star General	1548					
Strato	1121	1477				
Strong	1601					
Sungoo	1640					
Sunkai	1200	1123	1303			
Sunny	1419					
Sunstech	1393	1394	1262	1392	1502	1481
	1401	1199				
Supratech	1304	1303	1528	1505	1315	1314
	1228	1481	1317	1316	1211	
SWEDX	1257					
Sweex	1303	1221	1102			
Swisstek	1422	1370	1604	1393	1340	1602
	1410	1118	1510	1433	1369	1334
	1302	1240	1208	1515	1509	1409
	1200	1130				
Sylvania	1534	1176				
Symphonic	1176					
T						
Tandberg	1301					
Targa	1331					
Tatung	1621	1559				
Taurus	1363					
TCL 集团	1697	1616	1615	1695	1642	1639
	1502	1481				
TCM	1121					
Teac	1225	1404	1272	1125		
Techline	1502	1423	1535	1113		
Technical	1502	1423	1125			
Technics	1223					
Technika	1431	1432	1433	1225	1502	1393
	1130	1729	1503	1477	1301	1277
	1272	1710	1438	1367	1226	
Technisat	1134	1520	1131	1135	1107	
Technisson	1200	1123				
Technotrend	1515					
Techwood	1502	1423	1503	1113	1125	1110
TECO	1303					
Telefunken	1502	1503	1200	1171	1854	1180
	1639	1423	1117	1383		
Telesystem	1372	1374	1301	1535	1502	
Teletech	1502	1423	1113			
Tensai	1200	1180				
Terra	1744	1318	1328	1136		
Terris	1481	1502				

Tesco	1431					
Tesla	1200	1180	1123			
Tevion	1432	1423	1200	1431	1123	1544
	1479	1481	1334	1193		
Thomson	1697	1383	1639	1695	1696	1642
	1384	1638	1641	1854	1563	1139
	1343	1335	1302	1200	1180	1172
	1130					
Tilevision	1232					
Tokai	1423					
Toshiba	1775	1502	1364	1373	1503	1371
	1382	1368	1103	1589	1387	1200
Trevi	1303	1402	1376	1102		
Trilux	1367					
Tucson	1502					
TV Star	1444					
TWF	1544	1477				

U

UMC	1431	1433	1432	1225	1422	1393
	1130	1312	1370	1604	1410	1340
	1240	1208	1602	1510	1509	1419
	1369	1334	1303	1302	1226	1118
United	1200	1123	1262	1102	1113	1502
	1423	1301	1479	1399	1400	1392
	1271	1270	1121			
Universum	1459	1113	1502			

V

Vanguard	1502					
VD Tech	1320					
Vector	1262					
Veseg	1423					
Vestel	1502	1423	1503	1113	1161	1158
	1150	1125	1582	1504	1415	1194
	1162	1160	1157	1155	1149	
VIDEOCON	1338	1428				
Videoseven	1340					
ViewSonic	1611	1531	1208	1137		
Vision	1200					
Vision Plus	1431	1433				
Visual Innovations	1433					
VIVAX	1299	1419	1177	1480	1346	1437
	1464	1619	1482	1362	1144	1543
	1497	1466	1379	1361	1349	1254
	1183	1152	1141	1690	1476	1447
	1305	1253	1180	1121		
Vizio	1276	1275	1295	1389	1506	1296
	1235	1461				
Vogells	1339					
VOX	1503	1502	1381	1379	1140	
Voxson	1200	1123	1121			

W

Waltham	1502	1503	1423			
Watson	1123	1200	1410	1502	1145	1113
Westinghouse	1675					
Wharfedale	1423	1121				
White-Westinghouse	1129	1108				
Wilson	1419					
Windsor	1503	1113				
Wissen	1327					

World of Vision	1200		
X			
Xoro	1518	1303	1301
Y			
Yalos	1544		
Yamaha	1386		
Yoko	1502		
Z			
Zenith	1694		

RUWIDO